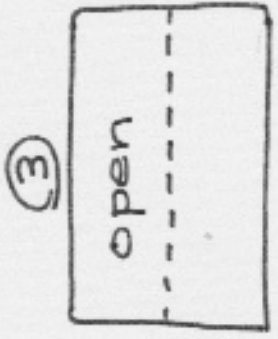
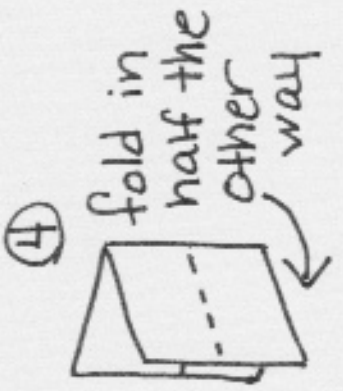

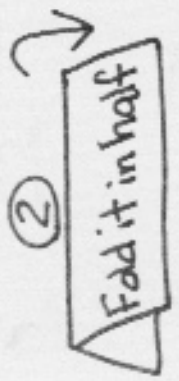
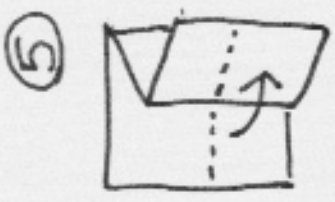


Make this Book!

brought to you by the
Book Arts Guild
 of Vermont
 monthly meetings the second
 Wednesday of the month
 information and inspiration
www.bookartsguildvt.com



fold the top of open end and fold it back to the fold



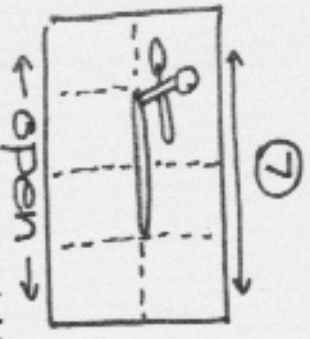
Turn it over and do it again



⑥

⑧

Keep pushing



cut the middle two center sections



fold around to make your Book!

⑧

fold in half
 push ends together